

SERIES: SWI5-E | **DESCRIPTION:** AC-DC POWER SUPPLY

FEATURES

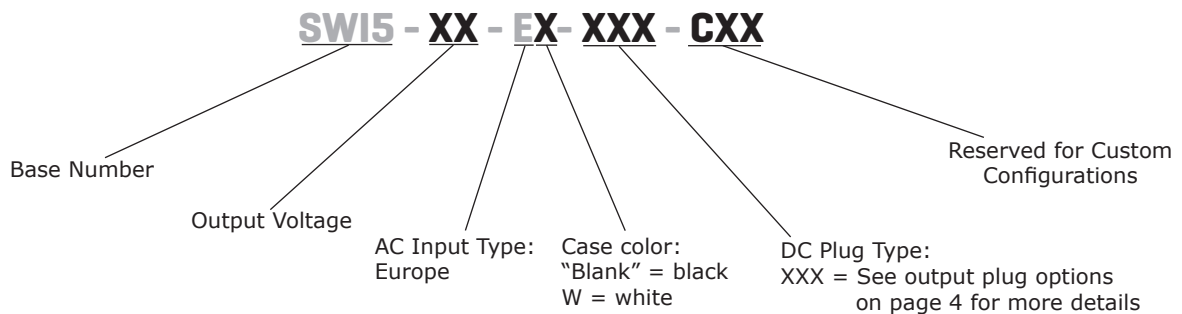
- up to 6 W continuous power
- CoC Tier 2 compliant
- universal input voltage range
- ultra-compact case
- no load power consumption < 0.075 W
- over current, over voltage, and short circuit protections
- CE safety approvals
- Class II construction
- IEC 62368
- black and white case options



MODEL	input voltage	input frequency	output voltage	output current	output power	ripple and noise ¹	efficiency level ²		no load power consumption
	range (Vac)	range (Hz)	nom (Vdc)	max (A)	max (W)	max (mVp-p)	average ³ (%)	10% (%)	typ (W)
SWI5-5-E	90 ~ 264	47 ~ 63	5	0.05~1.0	5.0	300	74.9	66.2	0.05
SWI5-5B-E	90 ~ 264	47 ~ 63	5	0~1.2	6.0	300	75.18	72.0	0.06
SWI5-9-E	90 ~ 264	47 ~ 63	9	0~0.6	5.4	300	78.35	72.2	0.05
SWI5-12-E	90 ~ 264	47 ~ 63	12	0.05~0.5	6.0	300	80.9	72.9	0.06

Notes: 1. At full load, nominal AC input voltage, 25°C, 20 MHz bandwidth oscilloscope, output terminated with 0.1 µF and 10 µF capacitors to ground.
 2. CoC Tier 2 compliant.
 3. Average efficiency is measured at 25%, 50%, 75%, and 100% load.

PART NUMBER KEY



INPUT

parameter	conditions/description	min	typ	max	units
voltage		90		264	Vac
frequency		47		63	Hz
current	at nominal input voltage			0.2	A
leakage current	at nominal input voltage & frequency			0.25	mA
no load power consumption	at 115/230 Vac, 60/50 Hz			0.075	W

OUTPUT

parameter	conditions/description	min	typ	max	units
line regulation			±5		%
load regulation			±5		%
start-up time				3	s
hold-up time	at nominal input voltage & full load	5			ms

PROTECTIONS

parameter	conditions/description	min	typ	max	units
over voltage protection	5 Vdc output model			6.5	Vdc
	5 Vdc output B model			8.0	Vdc
	9 Vdc output model			18.0	Vdc
	12 Vdc output model			15.6	Vdc
over current protection	output shut down, auto recovery				
	5 Vdc output model			1.8	A
	5 Vdc output B model			2.4	A
	9 Vdc output model			1.2	A
short circuit protection	12 Vdc output model			0.9	A

SAFETY & COMPLIANCE

parameter	conditions/description	min	typ	max	units
isolation voltage	input to output at 10 mA for 1 minute		3,000 4,242		Vac Vdc
safety approvals	EN 62368				
EMI/EMC	CE				
MTBF	as per Telcordia SR-332 (Issue 2), at 115/230 Vac, full load, 0°C~40°C	50,000			hours
RoHS	2011/65/EU				

ENVIRONMENTAL

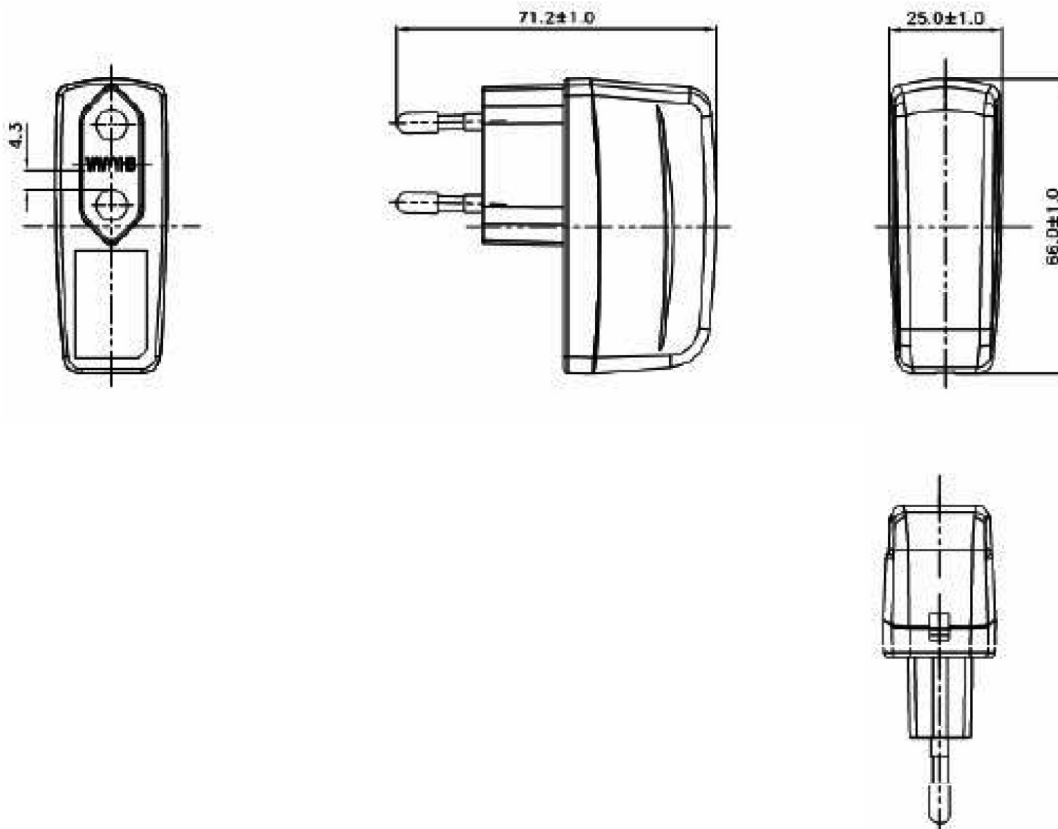
parameter	conditions/description	min	typ	max	units
operating temperature		0		40	°C
storage temperature		-20		60	°C
operating humidity	non-condensing	20		85	%
storage humidity	non-condensing	5		95	%

MECHANICAL

parameter	conditions/description	min	typ	max	units
dimensions	66 x 25 x 71.2				mm
inlet plug	Europe				
weight			67		g

MECHANICAL DRAWING

units: mm



DC CORD

units: mm

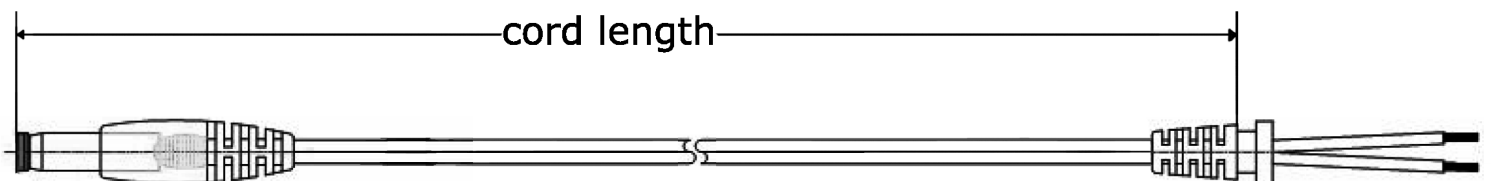




Table 1

MODEL NO.	CABLE	CORD LENGTH
SWI5-5-E	UL2468, 24 AWG	1,500 mm ±50
SWI5-5B-E	UL2468, 24 AWG	1,500 mm ±50
SWI5-9-E	UL2468, 24 AWG	1,500 mm ±50
SWI5-12-E	UL2468, 24 AWG	1,500 mm ±50

DC PLUG TYPE PART NUMBER KEY

XXX

Plug Polarity:
 P = Center Positive

 N = Center Negative


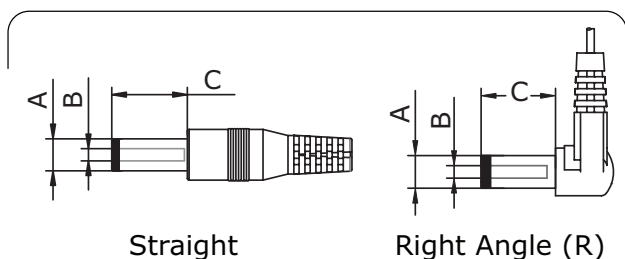
Plug Code:
 X = Choose a code from the options below

Plug Angle:
 "blank" = Straight
 R = Right Angle

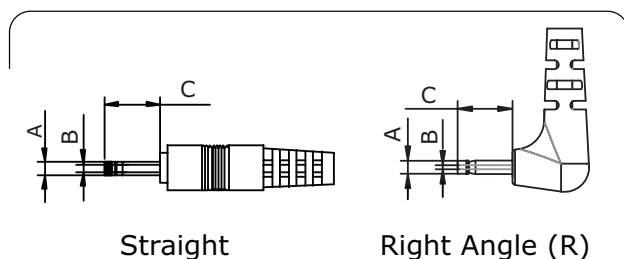
Plug Polarity		Code		Dimensions (mm)			Plug Angle	
Center Pos.	Center Neg.	Option	Type	A	B	C	Straight	Right
•	•	5	Standard	5.5	2.1	9.5	•	•
•	•	6	Standard	5.5	2.5	9.5	•	•
•	•	7	Standard	3.5	1.35	9.5	•	•
•	•	8	Standard	3.8	1.35	9.5	•	•
•	•	9	Standard	3.8	1.05	9.5	•	•
•	•	10	Locking	5.5	2.1	9.5	•	N/A
•	•	11	Locking	5.5	2.5	9.5	•	N/A
•	•	12	EIAJ-1	2.35	0.7	9.5	•	•
•	•	13	EIAJ-2	4.0	1.7	9.5	•	•
•	•	14	EIAJ-3	4.75	1.7	9.5	•	•
N/A	N/A	ST	Stripped & Tinned				N/A	N/A
N/A	N/A	MUB	USB	Micro USB Type B			•	N/A

Note: 1. Contact CUI for additional plug options

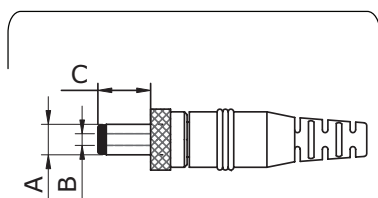
Standard



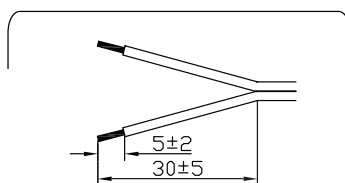
EIAJ



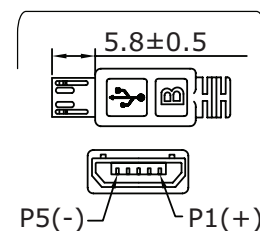
Locking



Stripped & Tinned



USB



REVISION HISTORY

rev.	description	date
1.0	initial release	11/23/2016
1.01	features update, logo update	06/22/2020
1.02	model table updated	11/27/2020
1.03	safeties updated	12/11/2020
1.04	updated datasheet	08/09/2021

The revision history provided is for informational purposes only and is believed to be accurate.



CUI INC

a bel group

Headquarters
20050 SW 112th Ave.
Tualatin, OR 97062
800.275.4899

Fax 503.612.2383
cui.com
techsupport@cui.com

This device complies with part 15 of the FCC Rules. Operation is subject to the following two conditions:

- (1) This device may not cause harmful interference, and
- (2) this device must accept any interference received, including interference that may cause undesired operation.

CUI offers a one (1) year limited warranty. Complete warranty information is listed on our website.

CUI reserves the right to make changes to the product at any time without notice. Information provided by CUI is believed to be accurate and reliable. However, no responsibility is assumed by CUI for its use, nor for any infringements of patents or other rights of third parties which may result from its use.

CUI products are not authorized or warranted for use as critical components in equipment that requires an extremely high level of reliability. A critical component is any component of a life support device or system whose failure to perform can be reasonably expected to cause the failure of the life support device or system, or to affect its safety or effectiveness.

Mouser Electronics

Authorized Distributor

Click to View Pricing, Inventory, Delivery & Lifecycle Information:

CUI Inc.:

[SWI5-12-EW-P5](#) [SWI5-12-EW-P5R](#) [SWI5-12-EW-P6](#) [SWI5-12-EW-P6R](#) [SWI5-5B-E-P5](#) [SWI5-5B-E-P5R](#) [SWI5-5B-E-P6](#) [SWI5-5B-E-P6R](#) [SWI5-5B-EW-P5](#) [SWI5-5B-EW-P5R](#) [SWI5-5B-EW-P6](#) [SWI5-5B-EW-P6R](#) [SWI5-5-EW-P5](#) [SWI5-5-EW-P5R](#) [SWI5-5-EW-P6](#) [SWI5-5-EW-P6R](#) [SWI5-9-E-P5](#) [SWI5-9-E-P5R](#) [SWI5-9-E-P6](#) [SWI5-9-E-P6R](#) [SWI5-9-EW-P5](#) [SWI5-9-EW-P5R](#) [SWI5-9-EW-P6](#) [SWI5-9-EW-P6R](#)